

New records of the bats *Histiotus montanus* and *Molossops neglectus* in southeastern Brazil with notes on biology and morphology

Nuevos registros de los murciélagos *Histiotus montanus* y *Molossops neglectus* en el sureste de Brasil con notas sobre su biología y morfología

Renato Gregorin^{1*} | Matheus C. S. Mancini¹ | Rafael S. Laurindo¹ | Rodrigo M. Mello¹ | Ligiane M. Moras² | Talita G. Almeida³ | Lilith C. Silva¹

- Received: 27/jul/2018
- Accepted: 26/agu/2019
- Published online: 27/agu/2019

Citation: Gregorin R, Mancini MCS, Laurindo RS, Mello RM, Moras LM, Almeida TG, Silva LC. 2020. New records of the bats *Histiotus montanus* and *Molossops neglectus* in southeastern Brazil with notes on biology and morphology. *Caldasia* 42(1):30-37. doi: <https://dx.doi.org/10.15446/caldasia.v42n1.73949>.

ABSTRACT

Distributional and biological data for some bat species in South America are scarce, mainly in non-phylostomid bats. Herein we provide new records of two rare species of aerial insectivore bats for southeastern Brazil, *Histiotus montanus* and *Molossops neglectus*. In addition, we report facial morphological variation in color and new records of ectoparasites for *H. montanus*. For *M. neglectus* we performed a Principal Component Analysis (PCA) to check for morphometric variation based on forearm and skull dimensions, the southerly distributed specimens showing slightly smaller measurements than the northern ones.

Keywords. Atlantic Forest, ectoparasites, geographic variation, insectivore bats, morphometry

RESUMEN

Datos sobre biología y distribución para algunas especies de murciélagos in Suramérica son escasos, principalmente para grupos no filostómidos. Proporcionamos nuevos registros de dos especies raras de murciélagos insectívoros para el sureste de Brasil, *Histiotus montanus* y *Molossops neglectus*. En adición, reportamos la variación de colores faciales y nuevos registros de ectoparásitos en *Histiotus montanus*. Para *M. neglectus* se aplicó un Análisis de Componentes Principales (ACP) para probar variación morfométrica con base en dimensiones craneales y de antebrazo, demostrando que las muestras del sur de la distribución tuvieron menores medidas que las del norte.

Palabras clave. Bosque Atlántico, ectoparásitos, morfometría, murciélagos insectívoros, variación geográfica

¹ Programa de Pós-graduação em Ecologia Aplicada, Universidade Federal de Lavras, Lavras, Minas Gerais, Brazil, renato.gregorin@gmail.com*, mthmancini@gmail.com, rafaelslaurindo@gmail.com, rodrigomellojf@gmail.com, silvallilith@gmail.com

² Centro Universitário Metodista Izabela Hendrix, Belo Horizonte, Minas Gerais, Brazil. ligimoras@gmail.com

³ Programa de Pós-graduação em Zoologia, Universidade Federal de Minas Gerais, Belo Horizonte, Minas Gerais, Brazil. talita.grazi@hotmail.com

* Corresponding author



INTRODUCTION

Scientific data on mammal species diversity has increased in the last 20 years due to the description of new taxa and systematic reviews based on the Phylogenetic Species Concept (Groves 2004). As a result, the Neotropics continues to be the most diverse zoogeographical region regarding mammals with two orders, Rodentia and Chiroptera, presenting both highest species richness and taxonomic description rates (Burgin et al. 2018). Besides revisionary studies, accurate estimative of bat diversity depends on analysis of samples collected in remote areas that also provide new natural history data; taxonomic identification also benefits from molecular technics such as barcoding (Galimberti et al. 2015), as well as updated identification keys allowing more confidence in the identification of the species (Gregorin and Taddei 2002, Gardner 2008, Díaz et al. 2016, López-Baucells et al. 2016). Thus, it is expected that new taxa and new geographical records would be revealed, enlightening our knowledge about distribution, phenotypical variation, and natural history data in South American bat taxa.

This is particularly true for some insectivore aerial bats from the families Thyropteridae, Natalidae, Emballonuridae, Vespertilionidae, and Molossidae. The last two families have some genera relatively easy to find (e.g. *Molossus*, *Eptesicus*, and *Myotis*), while others are rarely collected. Here we provide new records of *Histiotus montanus* (Philippi & Landbeck, 1861) (Vespertilionidae) with comments on external morphology and new ectoparasite-host associations for this species, and new records of *Molossops neglectus* Williams & Genoways, 1980 (Molossidae) with

morphometric analysis in the genus *Molossops* to better understand the geographical variation in this species.

MATERIAL AND METHODS

The analyzed material is housed at the Coleção de Mamíferos da Universidade Federal de Lavras, Minas Gerais, Brazil (CMUFLA), the American Museum of Natural History, New York, USA (AMNH), and the Royal Ontario Museum, Toronto, Canada (Appendix 1). Morphometric data of the holotype of *Molossops neglectus* was obtained from the original description (Williams and Genoways 1980). The selected measurements are according to Gregorin and Loureiro (2011), as follows: FAL - greatest length of forearm, GLS - greatest length of skull, C-M - upper toothrow length, BCB - braincase width, POB - post-orbital width, ZBR - zygomatic breadth, M-M - width between second upper molars, c-m - lower toothrow length, and MAL - greatest length of mandible. In order to visualize the morphometric variation, a Principal Component Analysis (PCA) was performed using a variance-covariance matrix. Only adult, based on the ossification of metacarpals and phalanxes, female specimens were considered for PCA analysis due to the limited sampling for adult males (only one male was analyzed). All data were log-transformed for statistical tests (Gregorin et al. 2016).

We performed two PCA rounds (Brown and Wicker 2000) for *Molossops*. The first analysis included *M. temminckii* (Burmeister, 1854) from Argentina, Paraguay, and Bolivia, and *M. neglectus* from southern (southeastern Brazil) and northern (Suriname and Guyana) South America (Appendix 1). This analysis was intended to determine the distri-



Figure 1. Habitats and morphology of *Histiotus montanus*. **a.** *H. montanus* (CMUFLA 3024), note the deep orange-pigmented face; **b.** "Campo de altitude" vegetation with rocky outcrops at up 1500 m in the study area. Credits: Aloysio Souza de Moura.

bution of individuals in the vectorial space comparing both species, particularly the distribution of both *M. neglectus* southern and northern groups using other species as a reference. The variable c-m was excluded from this analysis due to its absence in our *M. temminckii* samples. The second analysis only included samples of *M. neglectus*, it was performed using all nine variables, including c-m, and was intended to determine the distribution of both geographical groups of *M. neglectus* in the vectorial space. All analyses were performed in R software (R Core Team 2016).

RESULTS

We recorded *H. montanus* from one adult male (CMUFLA 3024, Fig. 1a) collected in Chapada do Abanador, municipality of Minduri, state of Minas Gerais (Fig. 2). The climate of Chapada do Abanador is mild to cold reaching 4–5 °C in the winter. The area is located at 1549 m of altitude, and it is covered by “campo de altitude” at the plateau, a typical grassland vegetation that grows in high altitudes and over rocky formation (Fig. 1b), and semideciduous

forest at the hillsides (Moras et al. 2013a). This habitat is similar to that recorded by Carvalho et al. (2013) for the Parque Estadual da Serra do Papagaio, at the limits between Minas Gerais and São Paulo states. The specimen was identified based on the following external characters: 1) Ears more elliptical than triangulars, 2) cocoa brown instead of light brown ears, 3) Distance between ears (6 mm) with a very low membrane (0.6 mm) connecting them, and 4) very narrow inner fold of ears, about 19 % of total width of ear, and not reaching the nostrils. This set of morphological characters warrants the identification of *H. montanus* in accordance with other authors (Gardner 2008, Carvalho et al. 2013, Díaz et al. 2016). The diagnosis of *H. montanus* was also facilitated by direct comparison with one specimen of *H. velatus* (Geoffroy, 1824) (CMUFLA 132) from the lower stratum of Chapada do Abanador (900 m). Morphological differences between both species were also confirmed by comparison of specimens of *H. velatus* (CMUFLA 2327) from Parque Estadual da Serra do Papagaio collected at 1640 m and *H. montanus* record by Carvalho et al. (2013) from the same region, but up to 2192 m (Fig. 2).

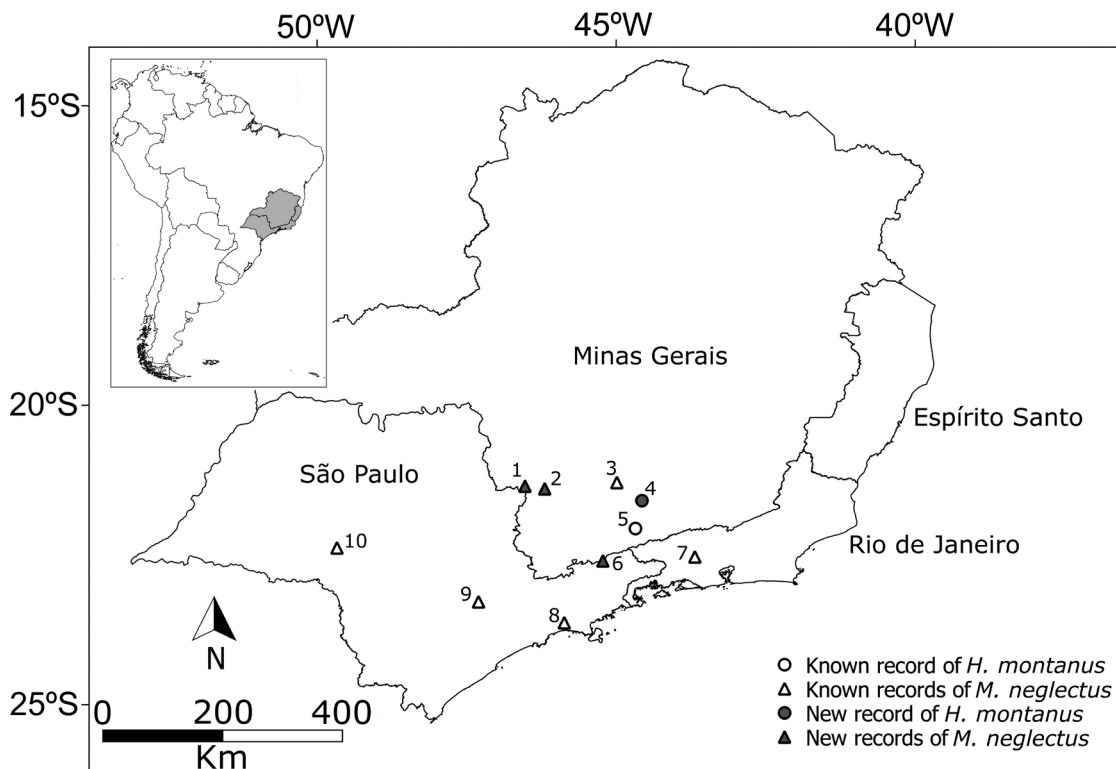


Figure 2. Records of *Histiotus montanus* and *Molossops neglectus* in the states of southeastern Brazil. 1 - Muzambinho (21°21'9.17''S - 46°31'24.22''W, 990 m); 2 - Areado (21°23'44''S - 46°11'36''W, 826 m); 3 - Lavras (21°17'29''S - 44°59'13''W, 967 m); 4 - Chapada do Abanador, Minduri (21°35'39''S - 44°34'04''W, 1549 m); 5 - Parque Estadual da Serra do Papagaio, Itamonte (22°8'28.5''S - 44°43'36.49''W, 1640 m); 6 - Piquete (22°36'01''S - 45°13'16''W, 890 m); 7 - Engenheiro Paulo de Frontin (22°32'S - 43°41'W, 703 m); 8 - Estação Biológica de Boracéia, Salesópolis (23°38'S - 45°52'W, 936 m); 9 - Itú (23°15'S - 47°18'W, 597 m); 10 - Estação Ecológica de Caetetus, Gália (22°26'S - 49°44'W, 530 m).

Additional records of *M. neglectus* to southeastern Brazil were based on the capture of five specimens from three distinct sites (Fig. 2, Appendix 1). One specimen (CMUFLA 2491) comes from Piquete, Serra da Mantiqueira, a mountainous region bordering the states of Minas Gerais and São Paulo. Three specimens (CMUFLA 3142, 3143, 3156) were collected in Muzambinho and one (CMUFLA 3140) in Areado; both are very close municipalities in the southern state of Minas Gerais (Fig. 2). Individuals from Piquete and Muzambinho were netted in periurban areas and the individual from Areado was captured in a highly fragmented landscape.

Body dimensions of specimens of *M. neglectus* from southern (Table 1) are smaller when compared with northern samples (Fig. 3). PCA analyses, including or not *M. temminckii* (Figs. 3 and 4), resulted in a clear distinction between northern and southern samples of *M. neglectus* regarding size as indicated by PC1 (Fig. 4). When only *M. neglectus* individuals were included the distinction was clear, but even including *M. temminckii*, the distinction of both geographical groups of *M. neglectus* was observed though smaller. In the first analysis, including *M. temminckii*, PC1, that indicated size, was responsible for 90.1 % and PC2 for 4.9 % of total variation (Table 2). In the second analysis, including *M. neglectus* specimens only, PC1 was responsible for 68.3 % of variation and PC2 for 12.7 % (Table 2).

DISCUSSION

Morphologic distinctiveness

Histiotus montanus - *Histiotus* is a South American vesperilionid bat genus composed of eight species, with five species occurring in Brazil (Simmons 2005, Feijó et al. 2015). The range of *H. montanus* includes colder areas of Andes from Venezuela and Colombia to southern South America in Argentina, Chile, and Uruguay, and scarce records along southern Brazil, in the states of Santa Catarina (Cherem et al. 2004), Paraná (Miranda et al. 2006), and Rio Grande do Sul (Fabián et al. 2006). Recent distributional studies in Brazil have extended the range of the species to the state of Minas Gerais, southeastern Brazil (Carvalho et al. 2013). *Histiotus montanus* and *H. velatus* show geographical overlap throughout most southern Brazil and in the state of Minas Gerais, but Carvalho et al. (2013) stated that the distribution of *Histiotus* is misunderstood and new data mainly from high elevation sites in Brazil and accurate identification revisions are needed. Indeed, Moras et al. (2013a) worked in the high elevation region in southern Minas Gerais, and they netted fifteen individuals of *Histiotus* with similar morphology, and

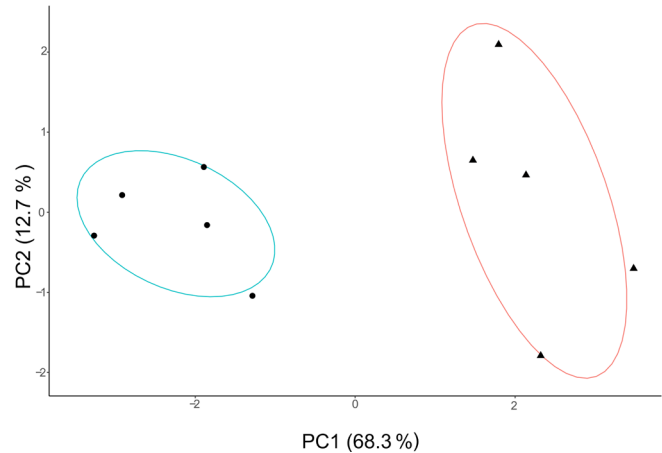


Figure 3. Plot of the first and second principal components based on nine external, skull, dentition, and mandibular variables for females of *Molossops neglectus* including northern (triangles) and southern (circles) samples only.

all individuals were primarily identified as *H. velatus* by the authors. Our review of the unique voucher (CMUFLA 3024) (Fig. 1) revealed that it belongs to *H. montanus* instead, the second record of this species to Minas Gerais state. Based on the records in literature (Andean region of Venezuela, Chile, Bolivia, and Ecuador), high altitude in southeastern Atlantic forest, and high latitudes in South America like in Argentina, southern Brazil, and Uruguay (Bianconi and Pedro 2007), *H. montanus* is thought to occur in regions with mild to cold climate. In Minas Gerais state, for example, *H. montanus* occurs in upper altitudinal strata and it is replaced by *H. velatus* in lower elevations as recorded to Mantiqueira mountain chain (Carvalho et al. 2013) and Minduri as observed by us. We have only five records of *H. montanus* for Brazil, which the southernmost record was in Rio Grande do Sul state, a colder area with mean temperature 13–23 °C and lower altitude (218–800 m) (Fabián et al. 2006). Records of *H. montanus* from lower latitudes in the Minas Gerais state were based on specimens netted between 1500–2100 m. Finally, in intermediate latitudes as from Santa Catarina and Paraná states the specimens of *H. montanus* were

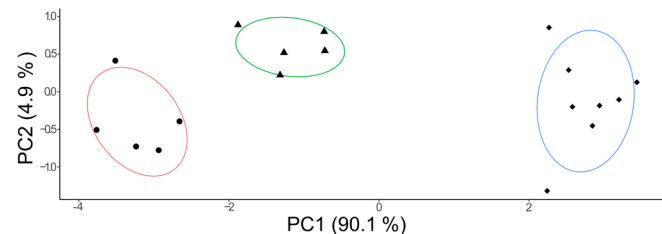


Figure 4. Plot of the first and second principal component scores based on eight external, skull, dentition, and mandibular variables for females of *Molossops temminckii* (diamonds) and *Molossops neglectus* from southern (triangles) and northern regions (circles).

Table 1. Measurements of specimens of new records of *Histiotus montanus* and *Molossops neglectus*. For detail of specimen collection data see Appendix 1. CMUFLA = code of the museum, FAL = greatest length of forearm, GLS = greatest length of skull, C-M = upper toothrow length, BCB = braincase width, POB = post-orbital width, ZBR = zygomatic breadth, M-M = width between second upper molars, c-m = lower toothrow length, and MAL = greatest length of mandible.

CMUFLA	sex	FAL	GLS	CIL	C-M	BCB	POB	ZBR	M-M	c-m	MAL
<i>Histiotus montanus</i>											
3024	M	48.4	18.4	17.6	6.5	8.2	4.2	10.9	7.1	6.8	12.5
<i>Molossops neglectus</i>											
2491	M	36.1	16.4	16.2	6.5	8.7	4.8	11.3	8.2	7.0	12.6
3140	F	35.3	14.7	14.8	5.9	7.9	4.4	9.9	6.8	6.2	11.7
3142	F	36.4	15.3	15.2	6.1	8.0	4.3	9.9	7.2	6.7	11.5
3143	F	35.7	15.0	14.9	5.9	7.8	4.3	---	7.2	6.5	---
3156	F	36.7	---	---	---	---	---	---	---	---	---

captured between 900 and 1300 m (Cherem et al. 2004, Miranda et al. 2006). Thus, it seems that the occurrence of *H. montanus* in high lands of Brazil is proportionally opposite to the latitude.

An interesting observation regarding the morphology of *H. montanus* and *H. velatus* is the facial skin coloration. In both species, when the individuals were netted, the skin of the ventral side of the legs, face, and the base of the ears were orange (Fig. 1), but one day later the orange color disappeared in the fixed specimen, the facial and ears skin turned blackish, and the ventral portion of the legs yellowish-brown. We suspected that, as a hypothesis to be tested, the orange coloration is due to assimilation of some pigment, probably carotenoids coming from preyed arthropods and becoming saturated in the skin when the bats are alive. Vertebrates do not produce carotenoid pigments, and it is very rare to see them in mammals, being the pigment acquired by food and deposited in both skin and internal organs (Stahl and Sies 2003). For example, photosynthetic carotenoids are used by mammals in several ways such as avoid cellular oxidative damage, preserve macula of eyes, and promote skin color (Stahl and Sies 2003). The carotenoid takeover has already recorded in bats like *Ectophylla alba* Allen, 1892 conferring the yellow color in noseleaf and pinna (Galván et al. 2016). Another possibility would be the saturation of pheomelanin, but the very quick change of skin coloration in mammals is unusual.

Ectoparasites

We also firstly recorded new ectoparasites occurring on *H. montanus*: bat fly *Basilina producta* Maa, 1968 (Nycteribiidae), and the mites *Chiroptonyssus* sp. (Macronyssidae), *Macronyssus* aff. *leislerianus* (Macronyssidae), and *Radfordiella desmodi* Radovsky, 1967 (Macro-

nyssidae). They were previously recorded on *H. velatus* by Moras et al. (2013b), but they must be considered as occurring in *H. montanus* from now on. Other species of *Basilina* have already been recorded to *H. montanus*, such as *Basilina plaumanni* Scott, 1940 (Nycteribiidae) (Gracioli 2004) and *Basilina silvae* (Brèthes, 1913) (Nycteribiidae) (Muñoz et al. 2002), but this is the first record for *B. producta*. The mites *Chiroptonyssus haematophagus* Fonseca, 1935 and *Radfordiella* sp. have already been recorded for *H. velatus* (Azevedo et al. 2002), but both genera are firstly recorded for *H. montanus*.

Molossops neglectus – The species was described based on one adult female from Suriname and since then a few records from Guyana, Venezuela, and Colombia have published (Eger 2008); Barquez et al. (1993) and Gregorin et al. (2004) recorded the species to Argentina and Brazilian states of São Paulo and Rio de Janeiro, configuring a disjunctive distribution of *M. neglectus* with samples from northern and southern South America. To date, there are no records in intermediary areas like the dry diagonal including Cerrado, Pantanal, Chaco, and Caatinga. Since Gregorin et al. (2004) additional records of *M. neglectus* to southern range have been done to Brazilian states of Rio Grande do Sul (Bernardi et al. 2007), Paraná (Gazarini and Bernardi 2007), Santa Catarina (Althoff et al. 2018), and northward to Minas Gerais (Gregorin and Loureiro 2011). Gregorin et al. (2004) suggested that samples from meridional distribution are putative new taxa distinct from samples of typical *M. neglectus* from northern South America, and a systematic review using molecular and morphological data is under development (R. Gregorin, pers. comm.). In fact, our PCA analyses (Figs. 3 and 4) showed that the females of *M. neglectus* from southern samples are sharply smaller than those from northern, as inferred by PC1, indicating at least a strong variation in size if not a new taxon.

Table 2. Scores of PCA analyses in *Molossops temminckii* and *Molossops neglectus*.

Variables/analyses	<i>M. temminckii</i> + <i>M. neglectus</i>		<i>M. neglectus</i>	
	PC1	PC2	PC1	PC2
Variation %	90.1	4.9	68.3	12.7
Eigenvalue	7.20	0.38	6.14	1.14
FAL	-0.353	0.041	0.259	-0.412
GLS	-0.367	-0.175	0.396	0.094
C-M	-0.346	-0.383	0.305	0.095
BCB	-0.355	0.258	0.325	0.104
POB	-0.316	0.823	-0.048	-0.876
ZBR	-0.365	-0.129	0.387	-0.077
M-M	-0.362	-0.153	0.384	-0.063
MAL	-0.358	-0.186	0.369	-0.080
c-m	---	---	0.373	0.128

LITERATURE CITED

- Althoff SL, Carvalho F, Luciano BFL, Garcia JP, Stanke A. 2018. First record of *Molossops neglectus* Williams and Genoways, 1980 (Chiroptera, Molossidae) from the state of Santa Catarina, Southern Brazil. *Check List* 14:167–172. doi: <https://doi.org/10.15560/14.1.167>.
- Azevedo AA, Linardi PM, Coutinho MTZ. 2002. Acari ectoparasites from Minas Gerais, Brazil. *J. Med. Entomol.* 39(3):553–555. doi: <https://doi.org/10.1603/0022-2585-39.3.553>.
- Barquez RM, Giannini NP, Mares MA. 1993. Guide to the bats of Argentina (Guía de los Murciélagos de Argentina). Oklahoma: Spec. Public., Oklahoma Mus. Nat. Hist. Viii + 119.
- Bernardi IP, Pulchério-Leite A, Miranda JMD, Passos FC. 2007. Ampliação da distribuição de *Molossops neglectus* Williams and Genoways (Chiroptera, Molossidae) para o Sul da América do Sul. *Rev. Bras. Biol.* 24(2):505–507. doi: <https://doi.org/10.1590/S0101-81752007000200032>.
- Bianconi GV, Pedro WA. 2007. Família Vespertilionidae. In: Reis NR, Peracchi AL, Pedro WA, Lima IP, editors. *Morcegos do Brasil*. Londrina. p. 167–195.
- Brown MT, Wicker LR. 2000. Discriminant analysis. In: Tinsley HEA, Brown SD, editors. *Handbook of Applied Multivariate Statistics and Mathematical Modeling*. Cambridge: Academic Press. p. 209–235.
- Burgin CJ, Colella JP, Kahn PL, Upham NS. 2018. How many species of mammals are there? *J. Mammal.* 99:1–14. doi: <https://doi.org/10.1093/jmammal/gyx147>.
- Carvalho WD, Martins MA, Dias D, Esberárd CEL. 2013. Extension of geographical range, notes on taxonomy and rooting of *Histiotus montanus* (Chiroptera: Vespertilionidae) in southeastern Brazil. *Mammalia* 77:341–346. <https://doi.org/10.1515/mammalia-2012-0012>.
- Cherem JJ, Simões-Lops PC, Althoff S, Graipel ME. 2004. Lista dos mamíferos do estado de Santa Catarina, sul do Brasil. *Mastozool. Neotrop.* 11:151–184.
- Díaz MM, Solari S, Aguirre LF, Aguiar LMS, Barquez RM. 2016. Clave de identificación de los murciélagos de Sudamérica. Tucumán: Publicación Especial 2, Programa de Conservación de los Murciélagos de Argentina.

AUTHOR'S CONTRIBUTIONS

RG examined the bat specimens and wrote the text; MCSM, RSL, RMM and LMM collected specimens in the field, verified identification of bat and ectoparasites and wrote the text; TGA and LCS wrote the text; MCSM drew the map and ran the PCA.

CONFLICT OF INTEREST

The authors declare that they have no conflict of interest

ACKNOWLEDGMENTS

Authors thank Nancy B. Simmons (AMNH) and Burton K. Lim (ROM) for permission in studying specimens under their care and Instituto Sul Mineiro de Pesquisa e Conservação da Natureza and Brazilian Army for permission in collecting in the areas; Camila and Jorge Dergam for the comments on the English grammar. This study was partially funded by CNPq (process 402330/2016-1 – RG), CAPES (RSL, LMM, and MCSM), and Rufford Foundation (24579-1 – RMM and RG).

- Eger JL. 2008. Family Molossidae P. Gervais 1856. In: Gardner AL, editor. *Mammals of South America*, volume 1. Marsupials, xenarthrans, shrews, and Bats. Chicago: The University of Chicago Press. p. 399–439.
- Fabián ME, Grillo HCZ, Marder E. 2006. Ocorrência de *Histiotus montanus montanus* (Philippi and Landbeck) (Chiroptera, Vespertilionidae) no Rio Grande do Sul, Brasil. *Rev. Bras. Zool.* 23:581–583. doi: <https://doi.org/10.1590/S0101-81752006000200034>.
- Fajó A, Rocha PA, Althoff SL. 2015. New species of *Histiotus* (Chiroptera: Vespertilionidae) from northeastern Brazil. *Zootaxa* 4048:412–427. doi: <https://doi.org/10.11646/zootaxa.4048.3.4>.
- Galimberti A, Sandionigi A, Bruno A, Bellati A, Casiraghi M. 2015. DNA barcoding in mammals: what's new and where next? *Hystrix* 26(1):13–24. doi: <https://doi.org/10.4404/hystrix-26.1-11347>.
- Galván I, Garrido-Fernández J, Ríos J, Pérez-Gálvez A, Rodríguez-Herrera B, Negro JJ. 2016. Tropical bat as mammalian model for skin carotenoid metabolism. *PNAS* 113(39):10932–10937. doi: <https://doi.org/10.1073/pnas.1609724113>.
- Gardner AL. 2008. *Mammals of South America*, volume 1. Marsupials, xenarthrans, shrews, and bats. Chicago: The University of Chicago Press.
- Gazarini J, Bernardi IP. 2007. Mammalia, Chiroptera, Molossidae, *Molossops neglectus*: first record in the State of Paraná, Brazil. *Check List* 3:123–125. doi: <https://doi.org/10.15560/3.2.123>.
- Graciolli G. 2004. Nycteribiidae (Diptera, Hippoboscoidea) no Sul do Brasil. *Rev. Bras. Biol.* 21(4):971–985. doi: <https://doi.org/10.1590/S0101-81752004000400035>.
- Gregorin R, Loureiro LO. 2011. New records of bats for the state of Minas Gerais, with range extension of *Eptesicus chiriquinus* Thomas (Chiroptera: Vespertilionidae) to southeastern Brazil. *Mammalia* 75:291–294. doi: <https://doi.org/10.1515/mamm.2011.027>.
- Gregorin R, Taddei VA. 2002. Chave artificial para a identificação de molossídeos brasileiros (Mammalia, Chiroptera). *Mastozool. Neotrop.* 9:13–32.
- Gregorin R, Lim BK, Pedro WA, Passos FC, Taddei VA. 2004. Distributional extension of *Molossops neglectus* (Chiroptera, Molossidae) into southeastern Brazil. *Mammalia* 68:233–237. doi: <https://doi.org/10.1515/mamm.2004.023>.
- Gregorin R, Moras LM, Acosta LH, Vasconcellos KL, Poma JL, Santos FR, Paca C. 2016. A new species of *Eumops* (Chiroptera: Molossidae) from southeastern Brazil and Bolivia. *Mammal. Biol.* 81:235–246. doi: <https://doi.org/10.1016/j.mambio.2016.01.002>.
- Groves C. 2004. The what, why and how of primate taxonomy. *Int. J. Primat.* 25:1105–1126. doi: <https://doi.org/10.1023/B:I-JOP.0000043354.36778.55>.
- López-Baucells A, Rocha R, Bobrowiec P, Bernard E, Palmeirim J, Meyer C. 2016. *Field Guide to Amazonian Bats*. Manaus: Instituto Nacional de Pesquisa da Amazônia.
- Miranda JMD, Pulcherio-Leite A, Moro-Dias RF, Passos FC. 2006. Primeiro registro de *Histiotus montanus* (Philippi and Landbeck) para o estado do Paraná, Brasil (Chiroptera, Vespertilionidae). *Zoologia* 23:584–587. doi: <https://doi.org/10.1590/S0101-81752006000200035>.
- Moras LM, Bernard E, Gregorin R. 2013a. Bat Assemblages at a high-altitude area in the Atlantic Forest of southeastern Brazil. *Mastozool. Neotrop.* 20:269–278.
- Moras LM, Bernardi LO, Graciolli G, Gregorin R. 2013b. Bat flies (Diptera: Streblidae, Nycteribiidae) and mites (Acari) associated with bats (Mammalia: Chiroptera) in a high-altitude region in southern Minas Gerais, Brazil. *Acta Parasitol.* 58:556–563. doi: <https://doi.org/10.2478/s11686-013-0179-x>.
- Muñoz LS, González DA, Fernández I. 2002. Primer registro de *Basilisa silvae* (Diptera: Nycteribiidae) sobre *Histiotus montanus* (Chiroptera: Vespertilionidae) en Chile. *Gayana* 65:221–222. doi: <https://doi.org/10.4067/S0717-65382001000200015>.
- R Core Team c2016. R: A Language and Environment for Statistical Computing. R Foundation for Statistical Computing, Vienna, Austria. <http://www.R-project.org/>
- Simmons NB. 2005. Order Chiroptera. In: Wilson DE, Reeder DM, editors. *Mammal Species of the World: A taxonomic and geographical reference*. Third Edition. Baltimore: The Johns Hopkins University Press. p. 312–529.
- Stahl W, Sies H. 2003. Antioxidant activity of carotenoids. *Mol. Aspects Med.* 24(6):345–351. doi: [https://doi.org/10.1016/S0098-2997\(03\)00030-X](https://doi.org/10.1016/S0098-2997(03)00030-X).
- Williams LS, Genoways HH. 1980. Results of the Alcoa Foundation-Suriname Expedition. IV. A new species of bat of the genus *Molossops* (Mammalia: Molossidae). *Ann. Carnegie Mus.* 49:487–498.

Appendix 1.

Material examined

Histiotus montanus: BRAZIL: Minas Gerais: adult male, Minduri, Chapada do Abanador, 21°35′39″S-44°34′04″W, 1549 m, July 9th, 2009, L. M. Moras CPMo6, CMUFLA 3024.

Histiotus velatus: BRAZIL: Minas Gerais: adult female, Muzambinho, 21°21′9.17″S-46°31′24.22″W, 990 m, August 1st, 2016, R. S. Laurindo, CMUFLA 2782. BRAZIL: Minas Gerais: adult male, Muzambinho, 21°21′9.17″S-46°31′24.22″W, 990 m, September 19th, 2017, R. S. Laurindo MVZ22, CMUFLA 3116. BRAZIL: Minas Gerais: adult male, Itamonte, Parque Estadual da Serra do Papagaio, 22°8′28.5″S-44°43′36.49″W, 890 m, no date, A. S. Tahara RG148, CMUFLA 2327. BRAZIL: Minas Gerais: adult female, Minduri, Chapada do Abanador, Mata Triste,

no precise geographical coordinate, 900m, December 7th, 2008, A. S. Tahara, RG162, CMUFLA 132.

Molossops neglectus: BRAZIL: Minas Gerais: adult female, Areado, 21°23'44''S-46°11'36''W, 811 m, January 24th, 2018, R. M. Mello, CMUFLA 3140. BRAZIL: Minas Gerais: adult female, Valos, Lavras, 21°17'29''S-44°59'13''W, 1200 m, September 2nd, 2009, L. O. Loureiro CMUFLA 511 and 513. BRAZIL: Minas Gerais: adult female, Muzambinho, 21°21'9.17''S-46°31'24.22''W, 990 m, February 8th, 2018, R. S. Laurindo RSL20, CMUFLA 3142. BRAZIL: Minas Gerais: adult female, Muzambinho, 21°21'9.17''S-46°31'24.22''W, 990 m, February 8th, 2018, R. S. Laurindo RSL22, CMUFLA 3143. BRAZIL: Minas Gerais: adult female, Muzambinho, 21°21'9.17''S-46°31'24.22''W, 990 m, February 2nd, 2018, R. S. Laurindo RSL21, CMUFLA3156. BRAZIL: São Paulo: adult male, Piquete, 22°36'01''S-45°13'16''W, 890 m, March, 2016, R. S. Laurindo SM04 CMUFLA 2491. GUYANA: Potaro-Siparuni: adult female, 35 km southwestern Kurupukari, Iwokrama Reserve, 04°22'N-58°51'W, 100m, October 5th, 1997, B. K. Lim, W. M. R. Scully, J. D. Arjoon. D. M. Jaferally F43404 ROM 108424 (Mammals). GUYANA: Potaro-Siparuni: adult female, 35 km southwestern Kurupukari, Iwokrama Reserve, 04°22'N-58°51'W, 100m, October 6th, 1997, B. K. Lim, W. M. R. Scully, J. D. Arjoon. D. M. Jaferally F43426 ROM 108446 (Mammals). GUYANA: Potaro-Siparuni: adult female, 35 km

southwestern Kurupukari, Iwokrama Reserve, 04°22'N-58°51'W, 100m, October 8th, 1997, B. K. Lim, W. M. R. Scully, J. D. Arjoon. D. M. Jaferally F43464 ROM 108484 (Mammals). SURINAME: Sipaliwini: adult female, Bakhuis transect 7, 04°31'45''N-56°54'16''W, 100m, November 10th, 2005, B. K. Lim, S. L. Peters F54399 ROM 117036 (Mammals).

Molossops temminckii: ARGENTINA: Jujuy: adult female, Yuto, Ledesma, no precise geographical coordinate, March 10th, 1959, F. N. Contino 169, AMNH 181536 (Mammalogy). Jujuy: adult female, Yuto, Ledesma, no precise geographical coordinate, March 10th, 1959, F. N. Contino 170, AMNH 181538 (Mammalogy). Jujuy: adult male, Yuto, Ledesma, no precise geographical coordinate, March 10th, 1959, F. N. Contino 172, AMNH 181538 (Mammalogy). BOLIVIA: Tarija: adult female, 8 km south and 10 km east of Villamontes, Gran Chaco, no precise geographical coordinate, April 29th, 1959, C. G. Schmitt 1746, AMNH 246652 (Mammalogy). Beni: 20 km southwest of San Joaquin, Estancia Yotiole, San Joaquin, Mamore, 13°15'S-64°48'W, December 22th, 1964, D. E. Añez DE0065, AMNH 211254 (Mammalogy). PARAGUAY: Guaira, adult female, Mborero, Villa Rica, F. Schade P1, April 12th, 1933, AMNH 217566 (Mammalogy). Guaira, adult female, Mborero, Villa Rica, F. Schade P4, April 12th, 1933, 217568 (Mammalogy). Guaira, adult female, Mborero, Villa Rica, F. Schade P3, April 12th, 1933, 239236 (Mammalogy).