



Obtaining bioproducts by slow pyrolysis of coffee and cocoa husks as suitable candidates for being used as soil amendment and source of energy

Abstract

The agricultural economic policy of Cuba pretends to triplicate the crops of coffee and cocoa by 2021, a measure which will bring about both an increase in biomass waste and the need to find a proper method for its disposal. Slow pyrolysis process can transform lignocellulosic waste into added value products as biochar, bio-oil and gas. The present research evaluated the yield and the theoretical potential energy of co-products (bio-char, bio-oil, and gas) from coffee and cocoa seed husks using the pyrolysis process as a source of friendly and renewable energy. Results indicated that coffee husks are more suitable for the production of gas with a yield of 40.4%, while cocoa seed husks are better suited for the production of bio-oil, with a yield of 37.4%. For 2021 the theoretical energy potential estimated is 8291 MWh, equivalent to 716000 kg for the coffee husks, and 1384 MWh equivalent to 121000 kg for the cocoa seed husks. The bio-char characterization indicated high contents of carbon, calcium, potassium, nitrogen, and oxygen, which makes it a suitable candidate for being used as a soil amendment. The conversion of coffee and cocoa seed husks into added value products through slow pyrolysis process will help clean the environment, decrease the greenhouse effect, and will aid farmers in the rural populations by providing them with an additional source of income.

Keywords: Bio-char; bio-oil; gas; slow pyrolysis; energy potential.

Obtención de bioproductos por pirólisis lenta de cascarillas de café y cacao para su posible uso como fuentes de energía y fertilizantes

Resumen

La política económica agrícola de Cuba pretende triplicar los cultivos de café y cacao para el año 2021, lo cual implica un aumento de residuos de biomasa y la necesidad de encontrar un uso adecuado para su eliminación. El proceso de pirólisis lenta permite convertir los residuos lignocelulósicos en productos de valor agregado como bio-carbón, bio-combustible y gas. En este trabajo se evaluó el rendimiento y el potencial energético teórico de estos co-productos como fuente de energía renovable. Las cáscaras de café son más adecuadas para la producción de gas con un rendimiento del 40,4%, mientras que las de semilla de cacao para bio-combustible, con un rendimiento del 37,4%. Para el 2021, el potencial energético teórico estimado es de 8291 MWh, equivalente a 716000 kg para las cáscaras de café; y de 1384 MWh equivalente a 121000 kg para las semillas de cacao. La caracterización del bio-carbón indicó altos contenidos de carbono, calcio, potasio, nitrógeno y oxígeno, lo que los convierte en un candidato adecuado para su uso como fertilizante del suelo. La conversión de estas biomásas en productos de valor agregado a través del proceso de pirólisis lenta contribuirá a mantener un ambiente limpio, reducir el efecto invernadero y ayudará a generar un ingreso adicional a los agricultores de las poblaciones rurales.

Palabras clave: bio-carbón; bio-combustible; gas; pirólisis lenta; potencial energético.

Obtenção de bioprodutos por pirólise lenta de cascas de café e cacau para possível uso como fontes de energia e fertilizantes

Resumo

A política econômica agrícola de Cuba visa triplicar as safras de café e cacau até 2021, o que significa um aumento nos resíduos de biomassa e a necessidade de encontrar usos adequados para sua eliminação. O processo de pirólise lenta permite converter lixo lignocelulósico em produtos de alto valor agregado, como bio-carvão, biocombustível e gás. No presente trabalho, avaliou-se o desempenho e o potencial energético teórico de co-produtos (bio-carvão, biocombustível e gás) do processo de pirólise lenta de casca de café e de cascas de sementes de cacau como fonte de energia renovável. As cascas de café são mais adequadas para a produção de gás com rendimento de 40,4%, enquanto que as cascas de sementes de cacau para biocombustível, com rendimento de 37,4%. Até 2021, o potencial energético teórico calculado é de 8291 MWh equivalente a 716000 kg para cascas de café e 1384 MWh equivalente a 121000 kg para cascas de sementes de cacau. A caracterização de bio-carvão indicou altos teores de carbono, cálcio, potássio, nitrogênio e compostos oxigenados, o que os torna candidatos ideais para uso como fertilizantes do solo. A conversão da casca do café e a casca das sementes de cacau em produtos de maior valor agregado, através do processo de pirólise lenta, ajudará a manter o um ambiente limpo, reduzirá o efeito estufa e contribuirá com renda adicional para os agricultores das populações rurais.

Palavras-chave: bio-carvão; biocombustível; gás; pirólise lenta; potencial energético.



Introduction

Sustainable development is the key to assure the quality of life for future generations by decreasing the environmental contamination. Since the global energy crisis in 1970, considerable efforts have been made to find alternative fuels [1]. Sustainable energy from biomass is considered to be carbon cycle neutral with no net increase of CO₂ levels in the atmosphere because the CO₂ released during their burning is fixed in the biomass by photosynthesis [2]. The production of biomass fuels from agricultural waste decrease waste disposal into the environment by transforming it into added value products [3-5].

Pyrolysis is the thermochemical decomposition of organic materials in an inert atmosphere, at temperatures between 400-900 °C [6, 7]. This process produces bio-char (~18 MJ/kg), bio-oil (~17 MJ/kg), both being considered as a medium to high-energy-density materials, and gaseous low energy-density products (~6 MJ/kg)[8]. The gas can be employed for cooking or burned directly as fuel for power production [9], and the bio-oil is used as chemical feedstock for valuable chemical substances, this last product needs to be upgraded due to its high water and complex oxygenated hydrocarbon contents [10].

Slow pyrolysis is based on the partial combustion of the biomass by uniform and slow heating rates (~ 10-15 °C/min), at temperatures between 400 and 650 °C in the absence of oxygen. Pyrolysis involves mass and heat transfer phenomena, as well as chemical reactions. The chemical reactions during pyrolysis can be linked with three different phenomena. First, the biomass devolatilization: solid decomposition into gas, oil, and solid residue (bio-char), then secondary reactions between the species in released gas and oil fractions and finally, heterogeneous reactions between gas and solid [11]. Figure 1 depicts a typical reaction scheme of the bio-char formation during carbonization [6]. Slow pyrolysis with lower temperatures (around 400 °C) tends to produce more bio-char [12]. Bio-char is a carbon-rich solid product defined as a long-term carbon storage material [13].

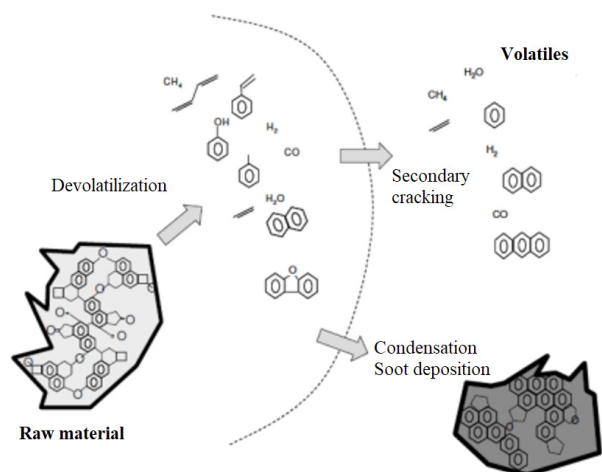


Figure 1. Char formation reaction scheme [6].

During pyrolysis, most of the Ca, Mg, K, P, biomass micronutrients, and about half of the N and S in the raw material (biomass) are concentrated into the bio-char fraction, allowing for their use as soil amendment. The use of bio-char as soil amendment can improve the nutrient availability [12, 14-16] and the bio-adsorbent properties towards herbicides and metals [17], thus increasing crop yields and organic compensation [18, 19]. Agricultural by-products and lignocellulosic materials have proved to be promising raw materials to produce bio-chars because of their high availability and low price. The use of agro-wastes can contribute to the economic development and to reduce the environmental contamination particularly in developing countries [18, 20].

For 2021, Cuba pretends to triplicate the crops of coffee and cocoa, with the increase in biomass waste. The eastern region of Cuba concentrates 92% (w/w) of coffee and almost 100% (w/w) of cocoa crops, most of them in mountains and isolated regions where the use of coal from woody biomass is a very usual cooking technique [21]. The pyrolysis of coffee and cocoa seed husks provides renewable energy and improves both the soil and the agricultural efficiency simultaneously.

The present work evaluates the yield and the theoretical energy potential of co-products (bio-char, bio-oil and gas) from coffee and cocoa seed husks pyrolysis process made in an electric lab-scale reactor to determine the potential contribution of these agro-wastes to the economic development and to reduce the environmental pollutions of the eastern region of Cuba caused by these. At the same time, we made a characterization of biomass and the pyrolysis process.

Materials and methods

Raw materials

Coffee and cocoa seed husks were acquired from the eastern region of Cuba. Coffee husks were collected from six coffee-grain processing plants located in II Frente and Nipe-Sagua-Baracoa mountains (around 500 g from each one). For cocoa seed husks 6 samples (around 500 g each) were collected from Baracoa chocolate enterprise in a normal operational day. Each sample was collected with a separation of 15 days between them. For obtaining homogeneous and representative samples of coffee and cocoa seed husks, the samples were homogenized using the quartering method with cone and ring in correspondence with AASHTO T 248, until a final amount of 1000 g of each material was obtained. The samples of coffee and cocoa seed husks are presented in Figure 2.




Figure 2. Raw materials for the pyrolysis process: (a) coffee husks, (b) cocoa seed husks.

Biomass characterization and pyrolysis process

Coffee and cocoa seed husks represent around 12% of the dry fruit weight [23, 24]. The biomass composition (hemicellulose, cellulose, and lignin) of coffee and cocoa seed husks was determined by an adapted Van Soest and Wine gravimetric method [22]. As the extractives (waxes, fats, resins, tannins, gums, sugars, starches, and pigments) can interfere with the Van Soest and Wine gravimetric method, the samples were first subjected to ethanol extraction. The analyses were performed in triplicate.

Samples were characterized by thermogravimetric analysis with the first derivative of the TGA curve (TGA-DTG) to obtain information about the thermal degradation behaviour of coffee and cocoa seed husks using a TGA Model 950200, DuPont Company, USA, instrument device to select

the best temperature for pyrolysis process.

Sample (~10 mg) was weighed into a quartz crucible and heated with a heating rate of 10 °C/min from room temperature to 600 °C under N₂ atmosphere. At 600 °C the gas flow was switched to O₂ atmosphere and the sample was heated until 900 °C at the same heating rate.

The bio-chars were prepared from coffee and cocoa seed husks biomass. Samples were first pyrolyzed in an oxygen-free atmosphere in an electric lab-scale reactor [25]. For each experiment, 0.3 kg of sample was introduced into the reactor (Figure 3). After the reactor was sealed and placed under a stream of nitrogen (2 x 70 mL/min), it was then heated with a rate of 10 °C/min up to 450 °C and then held for an isothermal period of 60 min to complete the pyrolysis process. The sample was continuously kept in motion by an Archimedes screw to achieve a uniform heat distribution. The reactor was heated up with a special tailored heating mantle, and temperature was checked with a thermocouple located inside the reactor [25]. During the thermal treatment, sample was subjected to thermal cracking and volatilization. The gases formed left the reactor and passed through a condensation unit. The condensed fraction was pyrolytic oil. The formed bio-char remained behind in the reactor and the non-condensable gases left the system (Figure 3). Coffee and cocoa seed husks bio-chars were coded as H-CHAR and C-CHAR, respectively.

The yield, Y (% w/w), of bio-oil and bio-char was calculated using Eq. 1:

$$Y = \frac{m_{\text{final}}}{m_0} \times 100 \quad (1)$$

Where m_{final} (kg) is the weight of the final product (bio-oil or bio-char) and m_0 (kg) is the dry weight of the feedstock. The gas yield (% w/w), Y_g, was determined by difference (Eq. 2).

$$Y_{\text{gas}} = (100 - Y_{\text{bio-char}} - Y_{\text{bio-oil}}) \quad (2)$$

The theoretical energy potential of each co-product was estimated using their average energy value: bio-char (~18 MJ/kg), bio-oil (~17 MJ/kg) and gaseous products (~6 MJ/kg) [8].

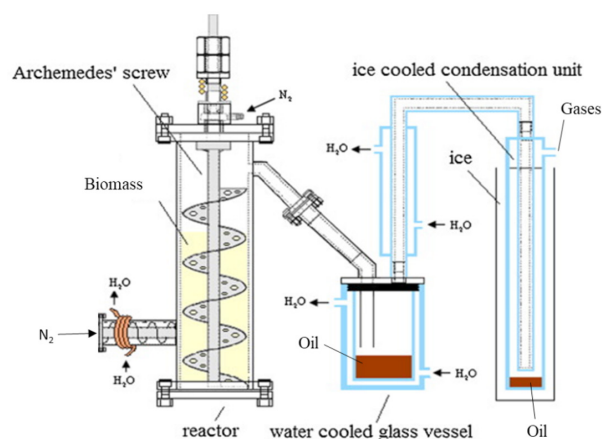


Figure 3. Lab-scale pyrolysis reactor and condensation unit used in the experiment [26].

Theoretical energy potential estimation

Theoretical energy potential of each co-product was estimated using their average energy value. According to Mohan [8], the average energy value for bio-char was ~18 MJ/kg, for bio-oil ~17 MJ/kg and for gaseous products ~6 MJ/kg.

The theoretical energy potential was calculated using Eq. 3:

$$\text{TEP} = \frac{\text{BWY} \cdot \text{AEV}}{100} \quad (3)$$

Where TEP = Theoretical energy potential, BWY = Biomass waste yield, and AEV = Average energy value.

Bio-char characterization

Elemental analysis of carbon, nitrogen, hydrogen, Sulphur, and oxygen was carried out with an Elemental Analyzer Model EA1113, Thermo Fisher, USA, with BBOT (2,5-bis (5-tert-butyl-benzoxazol-2-yl) thiophene) with formula C₂₆H₂₆N₂O₂S as standard for calibration. Around 3 mg of a dry sample was introduced into a tin container. All samples were analyzed in quadruplicate. Vanadium pentoxide (5 - 10 mg) was added as combustion catalyst to obtain a sulphur content measurement as accurate as possible. The oxygen content (%) was calculated by difference as: O = 100 % - (C + H + S + N + ash).

XRF analysis was executed on a Bruker S4 Explorer 9153563, USA (wavelength dispersive XRF spectrometer, 1000 W). Powdered samples were measured in a He atmosphere. The observed intensities of the analyzed samples were compared to a set of universal calibration standards (standardless calibration). The concentration of the elements in the samples was obtained applying a correction for the sample matrix (by the amount of carbon present) and using the EVAL-program for this purpose [27].

ATR-FTIR measurements were carried out with an ATR-FTIR Model i-Series, Perkin Elmer, USA, equipped with a DTGS detector.

The dried samples were directly measured in the wavenumber range from 4000 to 600 cm⁻¹ with a resolution of 4 cm⁻¹ using a Bruker Vertex 70 spectrometer equipped with a DTGS detector and a diamond ATR crystal. A number of 32 scans was acquired.

Results and discussion

Biomass characteristics and pyrolysis results

The biomass characteristics have a significant effect on the pyrolytic behaviour. Biomass can be considered as a complex heterogeneous mixture of main structural components (cellulose, hemicellulose, and lignin) and bulk extractives that are not an integral part of the biomass structure. The content of biomass structural components was studied prior to performing the pyrolysis process. Also, the TGA-DTG provides a better understanding of the pyrolytic performance.

Table 1 shows the biomass composition for coffee and cocoa seed husks. For the component analysis, ethanol was used to extract waxes, fats, resins, tannins, gums, free sugars, starch, and pigments. The amount of ethanol extractives was greater for cocoa seed husks than for coffee husks. Cellulose was revealed by component analysis as the principal component, followed by lignin, and hemicellulose. The content of lignin was superior for cocoa seed husks. Since lignin is reported as a main precursor in the bio-char formation, the highest bio-char yield is expected from the pyrolysis process of cocoa seed husks.

Table 1. Characteristics of the raw materials.

Biomass	Biomass composition % (w/w)			
	Extractives	Hemicellulose	Cellulose	Lignin
Coffee husks	3.38 (0.01)	10.20 (0.10)	43.18 (0.14)	17.42 (0.26)
Cocoa seed husks	12.32 (0.022)	16.06 (0.10)	38.64 (0.039)	21.09 (0.23)

Thermogravimetric results for the raw materials are shown in Figure 4. Small loss weight for cocoa seed (5.41% w/w) (Figure 4A) and coffee

Thermogravimetric results for the raw materials are shown in Figure 4. Small loss weight for cocoa seed (5.41% w/w) (Figure 4A) and coffee husks (5.26% w/w) (Figure 4B) occurs at low temperature (< 200 °C) and it is associated with the initial evaporation of free moisture and the primary decomposition of extractives [28]. Most of the loss weight occurs between 200-500 °C. Typically, hemicellulose is the most thermally unstable component and its decomposition mainly takes place between 250 and 350 °C, followed by cellulose decomposition between 325 and 400 °C. Lignin is the most stable component and decomposes at a higher temperature range, usually between 300 – 550 °C [28, 29]. For cocoa seed husks (Figure 4A) two significant peaks are observed in the DTG curves, the first at 281 °C followed by a second at 353 °C, which correspond to the decomposition of hemicellulose and cellulose/lignin, respectively [28, 29]. For coffee husks (Figure 4B) a prominent, broad peak at 352 °C (cellulose/lignin decomposition) is observed. A plateau is reached around 500 °C for both samples with yields of 36.81% (w/w) and 35.7% (w/w) for cocoa seed and coffee husks, respectively.

At 600 °C the reaction atmosphere was changed from nitrogen to oxygen. As a result, the remaining biomass sample was combusted, resulting in a prominent peak in the DTG curve. From this weight loss, the ash content was determined, being 5.80 % and 4.28 % for cocoa seed and coffee husks, respectively. The small increase of temperature (red line) during the isothermal period was caused by the exothermal nature of the combustion reactions. Both thermograms (Figure 4B) indicate that the decomposition of biomass is practically complete at 450 °C. Therefore, this temperature was selected as pyrolysis temperature.

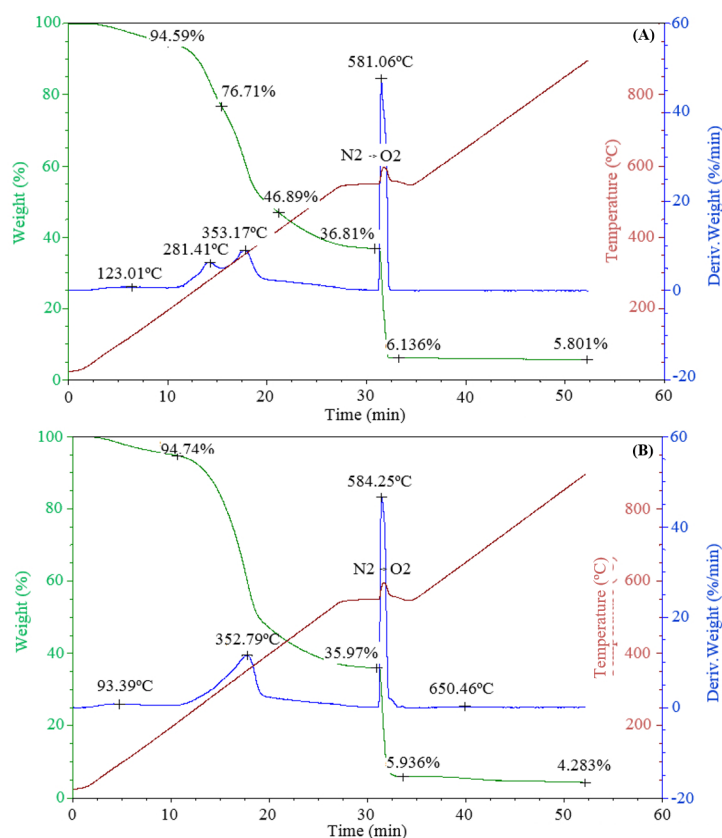


Figure 4. TGA-DTG results for cocoa seed husks (A) and coffee husks (B).

The yield of bio-char, bio-oil, and gas achieved after the slow pyrolysis process is shown in Table 2. For the experimental conditions, coffee husks seem to be more suitable for the production of gas, while cocoa seed husks are better suited for producing bio-oil. The yield of pyrolysis liquid (bio-oil) was higher for cocoa seed husks, which have higher bulk extractives (waxes, fats, resins, tannins, gums, free sugars, starch and pigments). However,

the coffee husks have greater gas yield content. The bio-char yield for cocoa seed husks (31.10 % w/w) is slightly superior to coffee husks biochar yield (30.78 % w/w). This is in agreement with greater lignin content found in cocoa seed husks and predicted bio-char yields from TGA-DTG analysis (35.7% vs 36.81%) for coffee and cocoa seed husks, respectively.

Table 2. Yield of bio-char, bio-oil and gas achieved during pyrolysis process.

Raw material	Yield (% w/w) bio-char	Yield (% w/w) bio-oil	Yield (% w/w) gas
Coffee husks	30.8	28.9	40.3
Cocoa seed husks	31.1	37.4	31.5

Coffee and cocoa seed husk biomass waste in the Cuban eastern region, for 2021, will be around 2318 400 kg and 360000 kg respectively [30]. Taking into account the yield of bio-char, bio-oil, and gas (Table 2) from the slow pyrolysis process and the average energy value of each co-product, the theoretical energy potential per year was calculated and shown in the Table 3. For 2021 the total theoretical energy potential is estimated at 8291 MWh, equivalent to 716000 kg for the coffee husks and 1384 MWh, equivalent to 121000 kg for the cocoa seed husks. These values reflect the advantage of the pyrolysis process to obtain energy through waste conversion. The gas generated could be used directly for cooking or as heat system in other processes, decreasing the release of CO₂ to the atmosphere in 444000 kg (based on the use of diesel as oil). The conversion of coffee and cocoa seed husks into added value products through slow pyrolysis process will help clean the environment, decrease the greenhouse effect and will aid farmers in the rural populations by providing them an additional source of income.

Table 3. Energy potential per year of co-products from pyrolysis process.

Co-products	Coffee seed husk		Cocoa seed husk	
	2021 (MWh)	2021 (10 ³ kg)	2021 (MWh)	2021 (10 ³ kg)
Bio-char	3 568*	307	560*	49
Bio-oil	3 164*	272	635*	56
Gas	1 559*	137	189*	16
Total	8 291*	716	1 384*	121

Elemental composition, mineral fraction and spectroscopic properties of bio-chars

Elemental composition and atomic ratios of bio-chars are shown in Table 4. H-CHAR and C-CHAR have carbon and oxygen as the main elements. The high content of carbon > 50% (w/w) and nitrogen > 1.5% (w/w) are beneficial for enhancing soil fertility and make them adequate for use as a soil amendment. The amount of sulphur was below the detection limit for both samples.

Table 4. Elemental composition.

Bio-chars	Elemental composition (% w/w)					Ash	H/C	O/C	C/N
	C	H	N	S	O*				
H-CHAR	66,94	1,76	1,77	<DL	25,25	4,28	0,32	0,28	44,12
C-CHAR	56,15	2,01	2,44	<DL	33,6	5,8	0,43	0,45	26,85

*by difference: O% = (100 – C – H – N – ash) %, <DL = below detection limit

The C/N, H/C, and O/C atomic ratios were calculated. H/C and O/C ratios are useful indicators of the bio-chars character [31]. H/C ratio indicates the aromaticity and stability of the bio-chars. The low H/C ratios (<1) for both materials are indicative that the bio-chars have a predominant aromatic nature and a low degree of aliphatic condensation. The O/C ratio is related to the number and composition of the surface functional groups, where high O/C ratios are indicative of high carboxyl and carbonyl compositions. Thus, the bio-char from cocoa seed husks (C-CHAR) may have the most O-containing functional groups.

According to Spokas [32], a lower O/C molar ratio in the bio-char suggests a longer predicted bio-char half-life. Bio-chars with an O/C ratio between 0.2–0.6 have intermediate half-lives of 100–1000 years.

The mineral fraction (based on XRF) expressed as elements and oxides for the bio-chars is shown in Table 5. Mineral nutrients (expressed as elements) as calcium and potassium are high for both samples with values of 5.92% and 8.08% for potassium, and 3.32% and 1.66% for calcium, for H-CHAR and C-CHAR respectively. C-CHAR has also high quantities of magnesium and phosphorous (2.24% and 1.95%), while the content of these elements is under 1% for H-CHAR. Sulphur content is below 1% for both samples. These characteristics make them potential bio-products for soil bio-char applications [18, 20].

Table 5. Total mineral matter fraction (based on XRF) expressed as element and element oxides with Ca as CaCO₃.

Element	Mineral elemental composition (%)		Mineral oxides composition (%)		
	H-CHAR	C-CHAR	Formula	H-CHAR	C-CHAR
			H ₂ O ^a	3.30	3.90
C^a	78.70	72.00			
Na	0.06	trace	Na ₂ O	0.08	trace
Mg	0.63	2.24	MgO	1.05	3.72
Al	0.07	0.14	Al ₂ O ₃	0.12	0.26
Si	0.13	0.30	SiO ₂	0.27	0.64
P	0.21	1.95	P ₂ O ₅	0.48	4.48
S	0.16	0.25	SO ₃	0.39	0.62
Cl	ND	0.07			
K	5.92	8.08	K ₂ O	7.13	9.73
Ca	3.32	1.66	CaCO ₃	8.28	4.14
Ti	trace	0.01	TiO ₂	trace	0.01
Cr	ND	0.01	Cr ₂ O ₃	0.01	0.01
Mn	0.01	0.02	MnO	0.01	0.02
Fe	0.09	0.21	Fe ₂ O ₃	0.13	0.30
Ni	ND	0.01	NiO	ND	0.02
Cu	0.01	0.02	CuO	0.02	0.02
Zn	ND	0.04	ZnO	0.00	0.05
Br	ND	ND			
Rb	0.01	0.01	Rb ₂ O	0.01	0.01
Sr	0.02	0.01	SrO	0.02	0.01
Ba	ND	ND	BaO	ND	ND
Pb	ND	ND	PbO	ND	ND

H₂O^a and C^a from TGA analysis; ND: not detected (<0.01%).

FTIR is a more widely used technique for functional groups analysis. The application of FTIR for bio-char stability analysis is based on the analysis of the carbon chemical functional groups.

The FTIR spectra are depicted in Figure 5. The spectra for H-CHAR (Figure 5A) and C-CHAR (Figure 5B) are similar both in shapes and intensities.

C-CHAR spectrum (Figure 5B) reveal bands located at 1623 cm⁻¹ corresponding to quinones, belonging to carbonyl functionalities [34], bands located at 1056 and 1008 cm⁻¹ related to phenolic groups [34], and several peaks between 880–700 cm⁻¹ attributed to aromatic C–H and alcohol –OH out of plane bend [35]. H-CHAR (Figure 5A) has peaks between

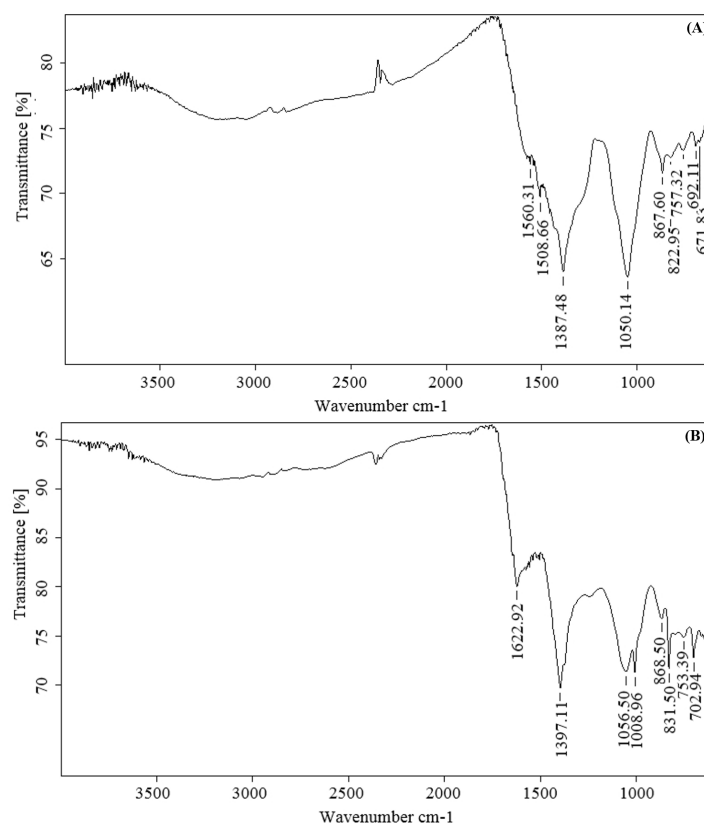


Figure 5. ATR-FTIR spectra for coffee husks bio-char (5A) and cocoa husks bio-char (5B).

1500–1560 cm⁻¹ corresponding with N–H functionalities [34], 1050 cm⁻¹ (phenolic groups) and several peaks among 870–650 cm⁻¹ (aromatic C–H and alcohol –OH out of plane bend) [35]. The oxygen and nitrogen surface functionalities found in the bio-chars can act as binding sites for metals adsorption through stable complexes formation [36, 37]. This could improve their performance as amendment on contaminated soils with metals.

General remarks

Coffee and cocoa seed husk of the eastern region of Cuba constitute a promising product. These biomass waste will be increased for 2021. According with our results this waste should be used in three main activities. First, as energy suppliers through waste conversion, second as soil amendment to improve the nutrient availability and third as raw material to produce bio-char. The conversion of coffee and cocoa seed husks into added value products through slow pyrolysis process will help clean the environment, decrease the greenhouse effect, and will aid farmers in the rural populations by providing them with an additional source of income.

Conclusions

The yield and the theoretical energy production of bio-char, bio-oil and gas obtained by slow pyrolysis shown the possibility of conversions of coffee and cocoa seed husk into these value products. Coffee husks are more suitable for the production of gas, meanwhile cocoa seed husk for bio-oil, with theoretical energy potential estimated at 8291 MWh for the coffee husks and 1384 MWh for the cocoa seed husks. According to the calculated energy potential per year these products should be used as energy suppliers in the future. Characterization of bio-char indicates high contents of carbon,

calcium, potassium, nitrogen and oxygen, making it an ideal candidate for its use as soil amendment. Nevertheless, results obtained here also shown that bio-chars obtained from different raw materials have different composition and could help us to understand their impact for different uses in the future.

References

- [1] S. Xiu and A. Shahbazi, «Bio-oil production and upgrading research: A review», *Renewable and Sustainable Energy Reviews*, vol. 16, no. 7, pp. 4406–4414, 2012. DOI: <https://doi.org/10.1016/j.rser.2012.04.028>
- [2] J. H. Choi, H. C. Woo and D. J. Suh, «Pyrolysis of Seaweeds for Bio-oil and Bio-char Production», *Chemical Engineering Transactions*, vol. 37, pp. 121-126, 2014. DOI: <https://doi.org/10.3303/CET1437021>
- [3] S. Liang, Y. Han, L. Wei and A. G. McDonald, «Production and characterization of bio-oil and bio-char from pyrolysis of potato peel wastes», *Biomass Conversion and Biorefinery*, vol. 5, pp. 237-246, 2015. DOI: <https://doi.org/10.1007/s13399-014-0130-x>
- [4] P. Brassard, S. Godbout and V. Raghavan, «Pyrolysis in auger reactors for biochar and bio-oil production: A review», *Biosystems engineering*, vol. 161, pp. 80-92, 2017. DOI: <https://doi.org/10.1016/j.biosystemseng.2017.06.020>
- [5] M. Saleem and N. Baig, «Production of bio-oil and bio-char from different biomass wastes», in *IOP Conference Series: Materials Science and Engineering*, pp. 012021, 2018. DOI: <https://doi.org/10.1088/1757-899X/458/1/012021>
- [6] J. Menéndez Díaz and I. Martín Gullón, «Chapter 1 Types of carbon adsorbents and their production» in *Interface Science and Technology*, vol. 7, no. C, Elsevier, 2006. DOI: [https://doi.org/10.1016/S1573-4285\(06\)80010-4](https://doi.org/10.1016/S1573-4285(06)80010-4)
- [7] W. N. R. W. Isahak, M. W. Hisham, M. A. Yarmo and T.-y. Y. Hin, «A review on bio-oil production from biomass by using pyrolysis method», *Renewable and sustainable energy reviews*, vol. 16, pp. 5910-5923, 2012. DOI: <https://doi.org/10.1016/j.rser.2017.10.033>
- [8] D. Mohan, C. U. Pittman and P. H. Steele, «Pyrolysis of wood/biomass for bio-oil: a critical review», *Energy & fuels*, vol. 20, pp. 848-889, 2006. DOI: <https://doi.org/10.1021/ef0502397>
- [9] R. Hawkins, J. Nilsson, R. Oglesby and D. Day, «Utilization of biomass pyrolysis for energy production, soil fertility and carbon sequestration», UN Commission on Sustainable Development Partnerships Fair-Partnership in New Technologies for Small Island Developing States, 2007.
- [10] D. Özçimen, «An approach to the characterization of biochar and bio-oil», *Renewable Energy for Sustainable Future*, iConcept Press, pp. 41-58, 2013.
- [11] M.A. Yahya, Z. Al-Qodah and C.W. Zanariah-Ngah, «Agricultural bio-waste materials as potential sustainable precursors used for activated carbon production: A review», *Renewable and Sustainable Energy Reviews*, vol. 46 pp. 218-235, 2015. DOI: <https://doi.org/10.1016/j.rser.2015.02.051>
- [12] C. H. Tsai, W. T. Tsai, S. C. Liu and Y. Q. Lin, «Thermochemical characterization of biochar from cocoa pod husk prepared at low pyrolysis temperature», *Biomass Conversion and Biorefinery*, pp. 1-7, 2018. <https://doi.org/10.1007/s13399-017-0259-5>
- [13] O. Mašek, P. Brownsort, A. Cross and S. Sohi, «Influence of production conditions on the yield and environmental stability of biochar», *Fuel*, vol. 103, pp. 151–155, 2013. DOI: <https://doi.org/10.1016/j.fuel.2011.08.044>
- [14] J. M. Kimetu, J. Lehmann, S. O. Ngoze, D. N. Mugendi, J. M. Kinyangi, S. Riha, *et al.*, «Reversibility of soil productivity decline with organic matter of differing quality along a degradation gradient», *Ecosystems*, vol. 11, pp. 726, 2008. DOI: <https://doi.org/10.1007/s10021-008-9154-z>
- [15] S. Nanda, A. K. Dalai, F. Berruti, and J. A. Kozinski, «Biochar as an exceptional bioresource for energy, agronomy, carbon sequestration, activated carbon and specialty materials», *Waste and Biomass Valorization*, vol. 7, pp. 201-235, 2016. DOI: <https://doi.org/10.1007/s12649-015-9459-z>
- [16] J. Major, J. Lehmann, M. Rondon, and C. Goodale, «Fate of soil-applied black carbon: downward migration, leaching and soil respiration», *Global Change Biology*, vol. 16, pp. 1366-1379, 2010. DOI: <https://doi.org/10.1111/j.1365-2486.2009.02044.x>
- [17] J. H. Park, G. K. Choppala, N. S. Bolan, J. W. Chung and T. Chuasavathi, «Biochar reduces the bioavailability and phytotoxicity of heavy metals», *Plant and soil*, vol. 348, pp. 439, 2011. DOI: <https://doi.org/10.1007/s11104-011-0948-y>
- [18] D.A. Laird, P. Fleming, D. D. Davis, R. Horton, B. Wang and D.L. Karlen, «Impact of biochar amendments on the quality of a typical Midwestern agricultural soil», *Geoderma*, vol. 158, pp. 443–449, 2010. DOI: <https://doi.org/10.1016/j.geoderma.2010.05.013>
- [19] A. Mukherjee and A.R. Zimmerman, «Organic carbon and nutrient release from a range of laboratory-produced biochars and biochar–soil mixtures», *Geoderma*, vol. 193-194 pp. 122–130, 2013. DOI: <https://doi.org/10.1016/j.geoderma.2012.10.002>
- [20] D.A. Laird, R.C. Brown, J.E. Amonette and J. Lehmann, «Review of the pyrolysis platform for co-producing bio-oil and biochar», *Biofuels Bioproducts and Biorefining*, vol. 3 pp. 547–562, 2009. DOI: <https://doi.org/10.1002/bbb.169>
- [21] M. H. Rodríguez, J. Yperman, R. Carleer, J. F. Hernandez, A. O. Calvis, and L. M. Luperon, «Coffee and cocoa seed husk biomass as alternative for achieving a sustainable development in the eastern region of Cuba», in *7th World Congress on Petrochemistry and Chemical Engineering*, 2017. DOI: <https://doi.org/10.4172/2157-7463-C1-038>
- [22] N.T. Faithfull, *Methods in agricultural chemical analysis: a practical handbook*, United Kingdom, CABI Publishing, 2002, p. 266.
- [23] V. Heuzé and G. Tran, «Coffee hulls, fruit pulp and by-products», Feedipedia, 2015. [On-line]. Available: <https://www.feedipedia.org/node/549> [Last access 13 09 2018].
- [24] M. Nieves, «Aprovechamiento de la cascarilla de cacao.» In opinion by Juan Pable Crespo, 2017. [On-line]. Available: <http://vivaelcacao.com/es/aprovechamiento-de-la-cascarilla-de-cacao> [Last access 12 06 2018].
- [25] T. Cornelissen, J. Yperman, G. Reggers, S. Schreurs and R. Carleer, «Flash co-pyrolysis of biomass with polylactic acid. Part 1: Influence on bio-oil yield and heating value», *Fuel*, vol. 87, pp. 1031-1041, 2008. DOI: <https://doi.org/10.1016/j.fuel.2008.02.024>
- [26] Research group of Applied and Analytical Chemistry (TANK). Hasselt University, Belgium 2018.

- [27] J. P. Torres, H. C. Sariol, J. Yperman, P. Adriaenssens, R. Carleer, T. M. Peacock, A. B. Sauvanell, E. Thijssen, G. Reggers, T. Haeldermans and P. Samyn., "X-ray absorption as an alternative method to determine the exhausting degree of activated carbon layers in water treatment system for medical services," *Talanta*, vol. 205, p. 120058, 2019. DOI: <https://doi.org/10.1016/j.talanta.2019.06.058>
- [28] T. Kan, V. Strezov and T. J. Evans, «Lignocellulosic biomass pyrolysis: A review of product properties and effects of pyrolysis parameters,» *Renewable and Sustainable Energy Reviews*, vol. 57, pp. 1126-1140, 2016. DOI: <https://doi.org/10.1016/j.rser.2015.12.185>
- [29] M. Adjin Tetteh, N. Asiedu, D. Dodoo Arhin, A. Karam and P. N. Amaniampong, «Thermochemical conversion and characterization of cocoa pod husks a potential agricultural waste from Ghana,» *Industrial Crops and Products*, vol. 119, pp. 304-312, 2018. DOI: <https://doi.org/10.1016/j.indcrop.2018.02.060>
- [30] N.L. Pérez, «Rejuvenecer los cafetos y mutiplicar los cacoteros. Café y caco cubanos miran hacia el 2015,» 2014. [On-line]. Available: <http://www.bolpress.com> [Last access 5 11 2017].
- [31] B. T. Nguyen and J. Lehmann, «Black carbon decomposition under varying water regimes,» *Organic Geochemistry*, vol. 40, pp. 846-853, 2009. DOI: <https://doi.org/10.1016/j.orggeochem.2009.05.004>
- [32] K. A. Spokas, «Review of the stability of biochar in soils: predictability of O: C molar ratios,» *Carbon Management*, vol. 1, pp. 289-303, 2010. DOI: <https://doi.org/10.4155/cmt.10.32>
- [33] D. Lin-Vien, N. Colthup, W. Fateley and J. Grasselli, *The Handbook of Infrared and Raman Characteristic Frequencies of Organic Molecules*, 1991, p. 503.
- [34] M. S. Shafeeyan, W. M. A. W. Daud, A. Houshmand and A. Shamiri, «A review on surface modification of activated carbon for carbon dioxide adsorption,» *Journal of Analytical and Applied Pyrolysis*, vol. 89, pp. 143-151, 2010. DOI: <https://doi.org/10.1016/j.jaap.2010.07.006>
- [35] M. Ghasemi, M. Z. Khosroshahy, A. B. Abbasabadi, N. Ghasemi, H. Javadian and M. Fattahi, «Microwave-assisted functionalization of Rosa Canina-L fruits activated carbon with tetraethylenepentamine and its adsorption behavior toward Ni(II) in aqueous solution: Kinetic, equilibrium and thermodynamic studies,» *Powder technology*, vol. 274, pp. 362-371, 2015. DOI: <https://doi.org/10.1016/j.powtec.2014.12.005>
- [36] K. Swayampakula, V. M. Boddu, S. K. Nadavala and K. Abburi, «Competitive adsorption of Cu(II), Co(II) and Ni(II) from their binary and tertiary aqueous solutions using chitosan-coated perlite beads as biosorbent,» *Journal of Hazardous Materials*, vol. 170, pp. 680-689, 2009. DOI: <https://doi.org/10.1016/j.jhazmat.2009.05.106>
- [37] S. N. do Carmo Ramos, A. L. P. Xavier, F. S. Teodoro, L. F. Gil and L. V. A. Gurgel, «Removal of cobalt(II), copper(II), and nickel(II) ions from aqueous solutions using phthalate-functionalized sugarcane bagasse: mono-and multicomponent adsorption in batch mode,» *Industrial Crops and Products*, vol. 79, pp. 116-130, 2016. DOI: <https://doi.org/10.1016/j.indcrop.2015.10.035>

Article citation:

L. Milian-Luperón, M. Hernández-Rodríguez, J. Falcón-Hernández & A. Otero-Calvis. "Obtaining bioproducts by slow pyrolysis of coffee and cocoa husks as suitable candidates for being used as soil amendment and source of energy" *Rev. Colomb. Quim.*, vol. 49, no. 2, pp. 23-29, 2020. DOI: <http://dx.doi.org/10.15446/rev.colomb.quim.v49n2.83766>